

SOCIAL SCIENCES, PATHWAYS AND ACCESS TO QUALIFICATIONS COURSE AND CAREER PLANNER

KEY:

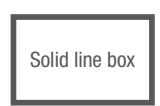
Progression route



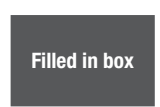
Accelerated progression route



College courses



School College Partnership courses



Courses share progression options



This planner shows possible routes of progression. For full entry requirements for each course, always check online.

POTENTIAL CAREER OPPORTUNITIES

SCQF LEVEL

4

Equivalent to National 4s

SCQF LEVEL

5

Equivalent to National 5s

SCQF LEVEL

6

Equivalent to Highers

SCQF LEVEL

7

Equivalent to Year 1 at University and Advanced Highers

SCQF LEVEL

8

Equivalent to Year 2 at University

SCQF LEVEL

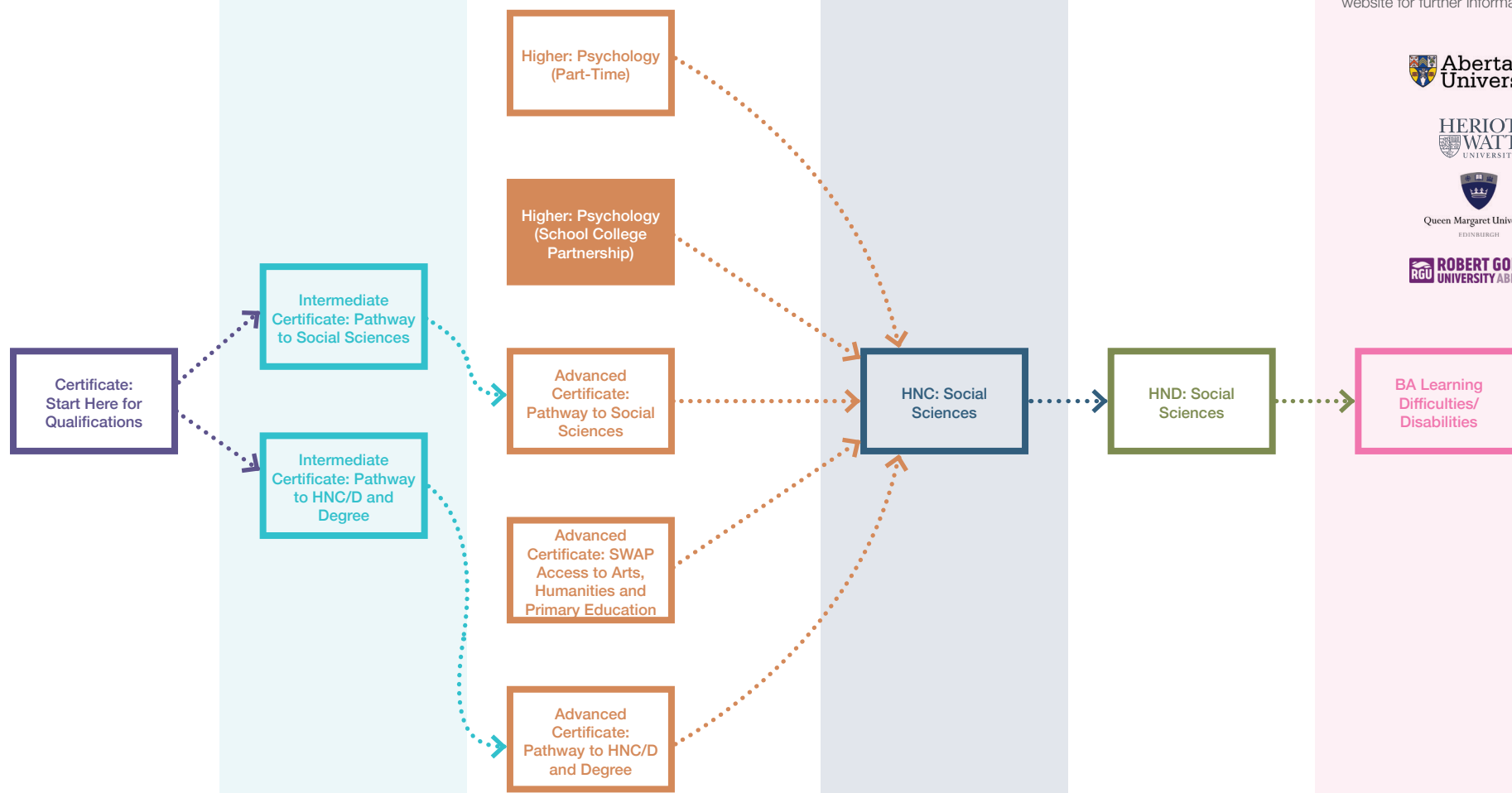
9

Equivalent to Year 3 at University

SCQF LEVEL

10

Equivalent to Year 4 (Honours) at University



Public services employment, retail, care, finance, community education, administration

Public services employment, retail, care, finance, community education, administration

Teaching, community education, HR, social researcher, social worker, probation officer, psychologist, public services employment

Teaching, community education, HR, social researcher, social worker, probation officer, psychologist, public services employment

Social care, education

Articulation to university

Articulation routes for direct entry to years 2 or 3 of a related degree exist for degree courses at Abertay University, Heriot-Watt University, Queen Margaret University, Robert Gordon University, The Open University, the University of Aberdeen, the University of the Highlands and Islands, the University of Stirling, and the University of the West of Scotland on successful completion of an HND. Please see our website for further information.



Queen Margaret University
EDINBURGH

